

## Casters [9A365]

### **Intended Use:**

To make procedure chair mobile.

### **Restrictions:**

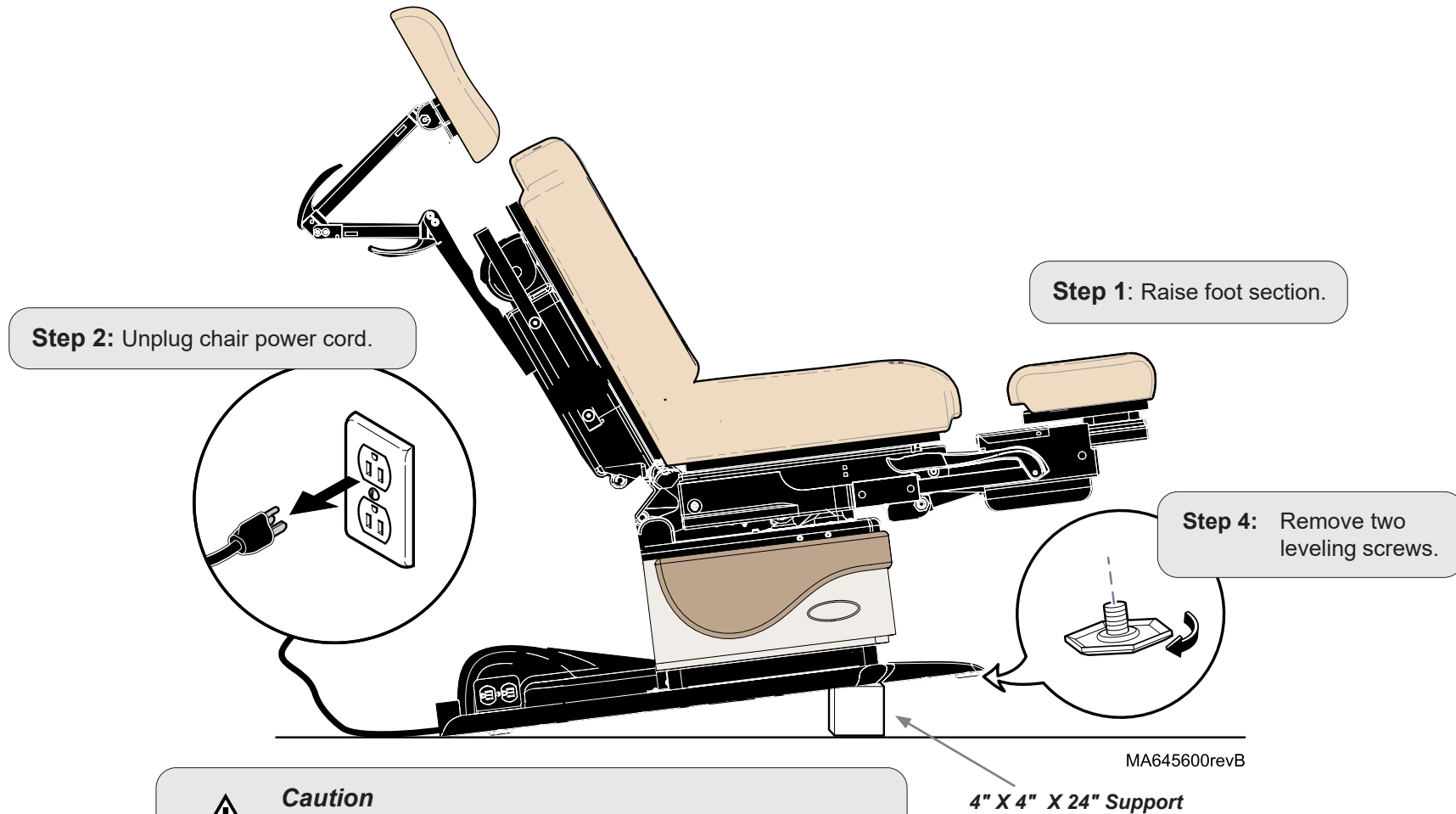
Do not install casters with rotational base.

### **Components:**

Casters ..... 4  
Screws (5/16") ..... 4  
Washers ..... 4

### **Special Tools:**

4" x 4" x 24" support

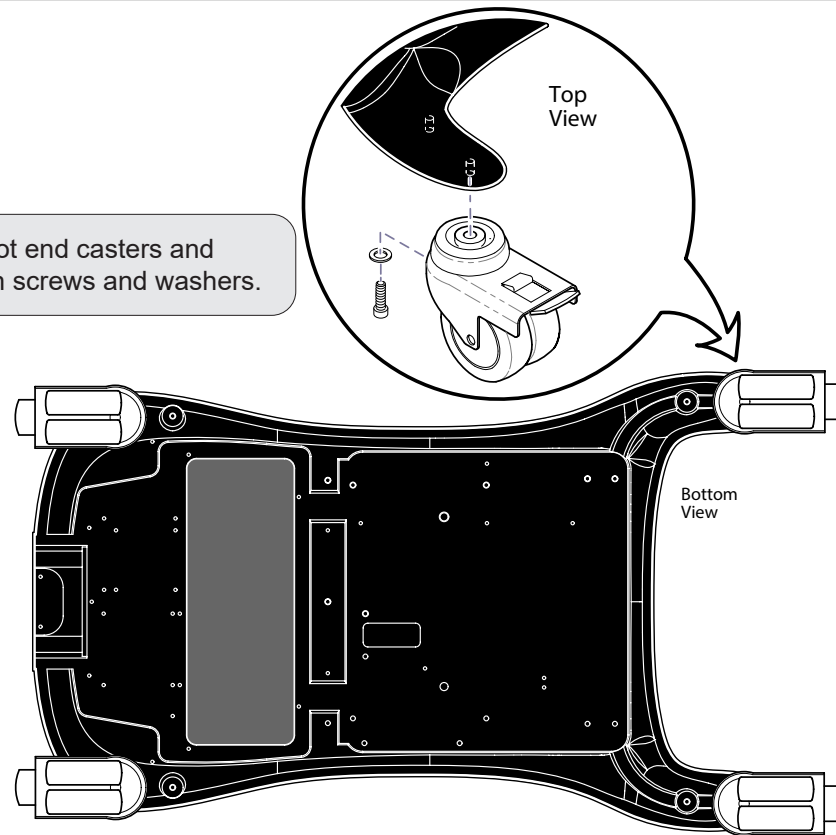


### **Caution**

This chair weighs approximately 450 lb (205 kg).  
Use an assistant when performing this step.

**Step 3:** Lift foot end of chair and position 4 x 4 support under base.

**Step 5:** Position foot end casters and secure with screws and washers.



**Caution**

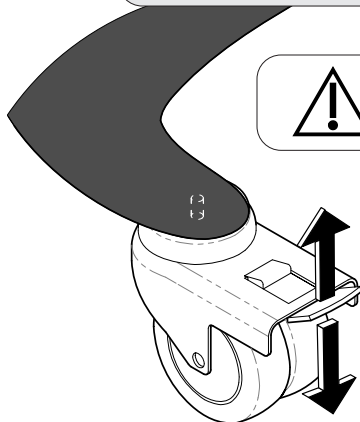
To prevent injury, lock foot end casters before performing Step 6.

**Step 6:** Position 4 x 4" support under head end of base.  
Install head end casters (same procedure).



**Caution**

To prevent injury, always lock casters before performing any procedures.



**To UNLOCK caster(s)...**  
Lift up on brake lever.

**To LOCK caster(s)...**  
Press down on brake lever.

MA743800i