

INSTALLATION INSTRUCTIONS

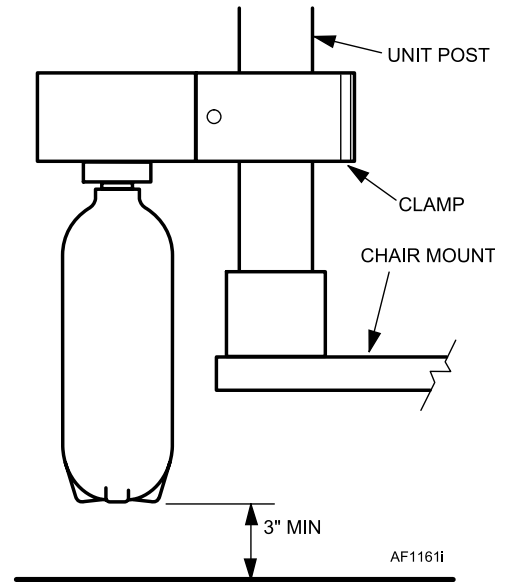

**2 Liter (Kit 153282) or 1 Liter (Kit 002-0745-00
or 002-0777-00) Distilled Water Bottle**

This Kit consists of a water bottle, and replacement pick-up tube.

1. Remove the existing bottle.
2. Replace pick-up tube with the new parts provided.
3. Screw on the 1 or 2 liter bottle.



CAUTION: When installing to a chair mounted unit post; adjust the clamp so the bottle will be at least 3 inches above the floor when the chair is in its lowest position.



Knight®
by Midmark

Midmark Corporation • P O Box 286 • 60 Vista Drive
Versailles • Ohio • 45380-0286 • www.midmark.com
Phone: 937-526-3662 Fax: 937-526-5542

TPW1763 Rev. C

INSTALLATION INSTRUCTIONS

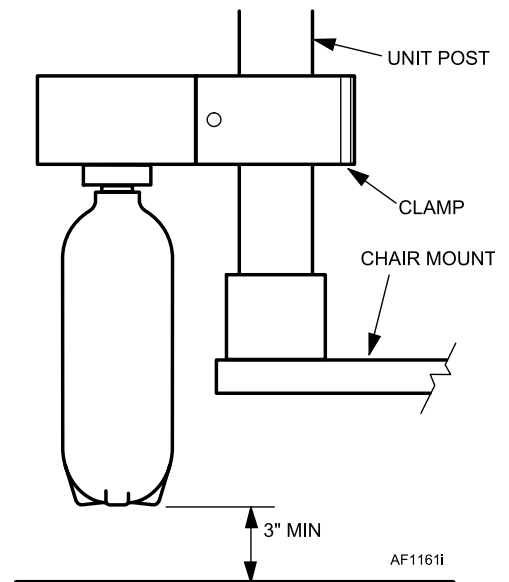

**2 Liter (Kit 153282) or 1 Liter (Kit 002-0745-00
or 002-0777-00) Distilled Water Bottle**

This Kit consists of a water bottle, and replacement pick-up tube.

1. Remove the existing bottle.
2. Replace pick-up tube with the new parts provided.
3. Screw on the 1 or 2 liter bottle.



CAUTION: When installing to a chair mounted unit post; adjust the clamp so the bottle will be at least 3 inches above the floor when the chair is in its lowest position.



Knight®
by Midmark

Midmark Corporation • P O Box 286 • 60 Vista Drive
Versailles • Ohio • 45380-0286 • www.midmark.com
Phone: 937-526-3662 Fax: 937-526-5542

TPW1763 Rev. C